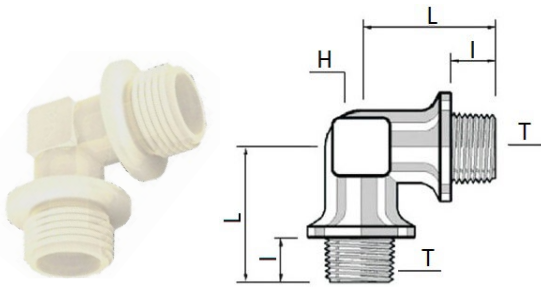


1910

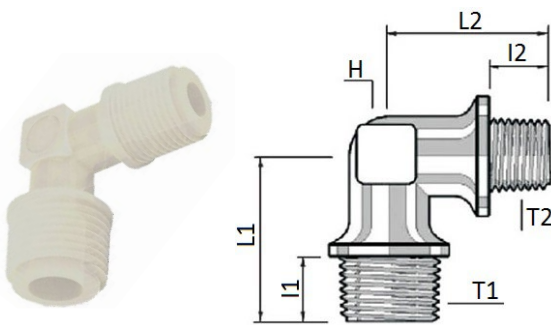
Elbow M/M BSPT thread



CODE	T	I	L	H	GR.
1910TR18	R1/8"	8,0	20,0	10	3,0
1910TR14	R1/4"	10,0	22,0	10	4,0
1910TR38	R3/8"	10,0	24,0	14	7,0
1910TR12	R1/2"	12,5	32,0	17	15,0

1912

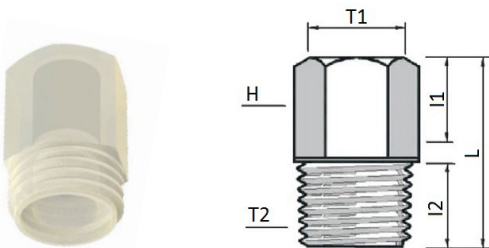
Reduced elbow M/M BSPT thread



CODE	T1	T2	I1	I2	L1	L2	H	GR.
1912TR1418	R1/4"	R1/8"	10,0	8,0	22,0	20,0	12	3,6
1912TR3814	R3/8"	R1/4"	10,0	10,0	24,0	24,0	15	6,5
1912TR1238	R1/2"	R3/8"	12,5	10,0	32,0	29,5	17	13,0

1920

Adapter M/F BSPT thread



CODE	T1	T2	I1	I2	L	H	GR.
1920TR1818	R1/8"	R1/8"	9,0	8,0	21,5	14	1,0
1920TR1414	R1/4"	R1/4"	10,5	10,0	25,0	17	3,0
1920TR3838	R3/8"	R3/8"	11,0	10,5	26,0	22	5,3
1920TR1212	R1/2"	R1/2"	13,5	13,0	31,0	26	9,0
1920TR1814	R1/8"	R1/4"	10,5	10,0	23,0	14	2,4
1920TR1838	R1/8"	R3/8"	9,0	10,0	24,0	14	2,7
1920TR1812	R1/8"	R1/2"	9,0	12,0	27,0	14	4,1
1920TR1438	R1/4"	R3/8"	10,5	10,0	25,0	17	5,0
1920TR1412	R1/4"	R1/2"	10,5	10,0	27,0	17	4,8
1920TR3812	R3/8"	R1/2"	11,0	13,0	28,0	22	8,0
1920TR1418	R1/4"	R1/8"	10,5	8,0	23,0	17	2,8
1920TR3818	R3/8"	R1/8"	11,0	8,0	23,5	22	4,8
1920TR3814	R3/8"	R1/4"	11,0	10,0	25,0	22	5,1
1920TR1218	R1/2"	R1/8"	13,5	8,0	25,0	26	7,0
1920TR1214	R1/2"	R1/4"	13,5	10,0	26,0	26	7,2
1920TR1238	R1/2"	R3/8"	13,5	10,0	28,0	26	8,0

