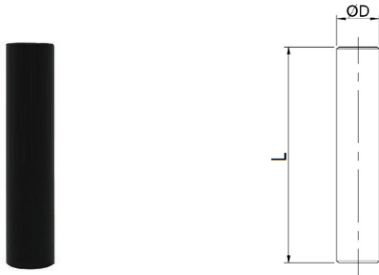


**WTRIJ**

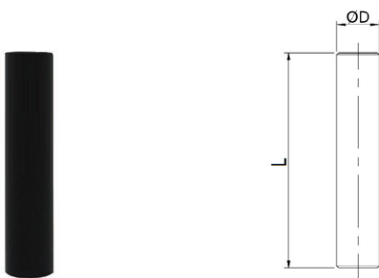
Junction



CODE	ØD	L	GR.
WTRIJ04	4	35	0,4
WTRIJ06	6	37	0,8
WTRIJ08	8	41	1,2
WTRIJ10	10	51	2,7
WTRIJ12	12	54	3,5
WTRIJ16	16	58	5,3

**WTRIJ-N**

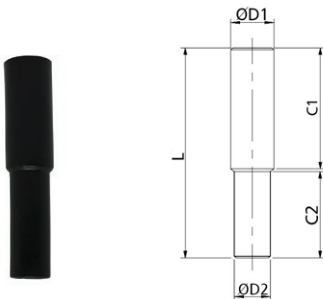
Junction



CODE	ØD	L	LB
WTRIJ532	5/32	1,377	0,008
WTRIJ316	3/16	1,377	0,016
WTRIJ1-4	1/4	1,456	0,001
WTRIJ516	5/16	1,614	0,002
WTRIJ38	3/8	2,007	0,005
WTRIJ1-2	1/2	2,125	0,007

**WTRIG**

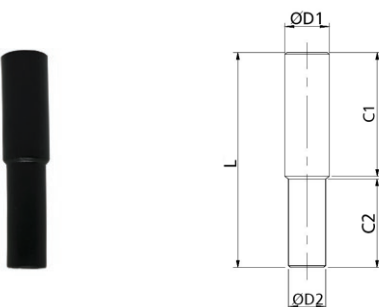
Reduced junction



CODE	ØD1	ØD2	C1	C2	L	GR.
WTRIG0604	6	4	18	17	36	0,6
WTRIG0806	8	6	20	18	39	1,0
WTRIG1008	10	8	25	20	46	1,9
WTRIG1210	12	10	27	26	54	3,2
WTRIG1612	16	12	28	28	56	4,8

**WTRIG-N**

Reduced junction



CODE	ØD1	ØD2	C1	C2	L	LB
WTRIG316-532	3/16	5/32	0,708	0,669	1,417	0,001
WTRIG1-4-532	1/4	5/32	0,708	0,669	1,417	0,001
WTRIG1-4-316	1/4	3/16	0,708	0,669	1,417	0,001
WTRIG516-1-4	5/16	1/4	0,787	0,708	1,535	0,002
WTRIG38-516	3/8	5/16	0,984	0,787	1,811	0,004
WTRIG1-2-38	1/2	3/8	1,062	1,023	2,125	0,007

